

Analysis of Exploits in the Wild

Or: Do CyberSecurity Standards make sense?

The world now

Current Cybersecurity Standards and Best Practices [1] make it clear:

1. Fix all vulnerabilities
2. Use the CVSS Risk score to prioritise your work.

Research Question #1

Is everything exploited, or do attackers have preferences?

Research Question #2

Is CVSS a good exploit marker?

Vulnerabilities: baseline

Dataset	Content
NVD	Universe of vulnerabilities
EDB	Exploits by security researchers
➤ EKITS	Exploits by cybercriminals
➤ SYM	Exploits deployed in the wild

Is everything exploited?

Figure 1 is a Venn diagram representation of our datasets. Areas are proportional to volume of vulnerabilities and colours represent HIGH, MEDIUM and LOW score vulnerabilities.

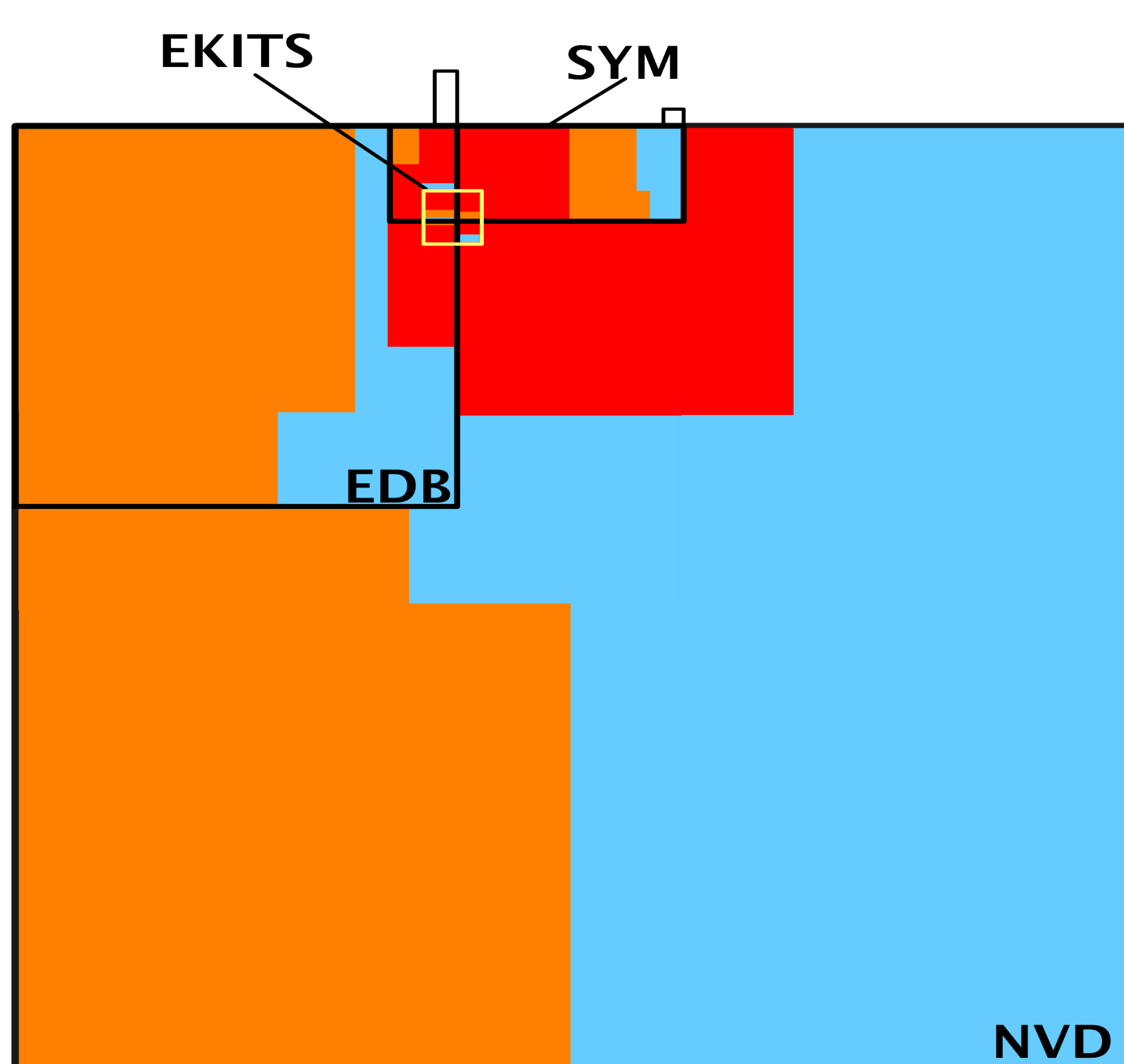


Fig. 1 Venn diagram of datasets

1. The greatest majority of vulnerabilities in the NVD are not included nor in EDB nor in SYM.
2. EDB covers SYM for about 25% of its surface, meaning that 75% of vulnerabilities exploited by attackers are never reported in EDB by security researchers. Moreover, 95% of exploits in EDB are not reported as exploited in the wild in SYM.
3. Our EKITS dataset overlaps with SYM about 80% of the time.

Conclusion 1. *Not only most vulnerabilities in NVD are never exploited, but most exploits in EDB are of no interest for the real attacker. Differently, if a vulnerability is traded in the black markets, it is most likely going to be attacked.*

Do attackers have preferences?

To further check for differences among datasets, we look at CVSS vulnerability Complexity and Impact (Fig. 2)*.

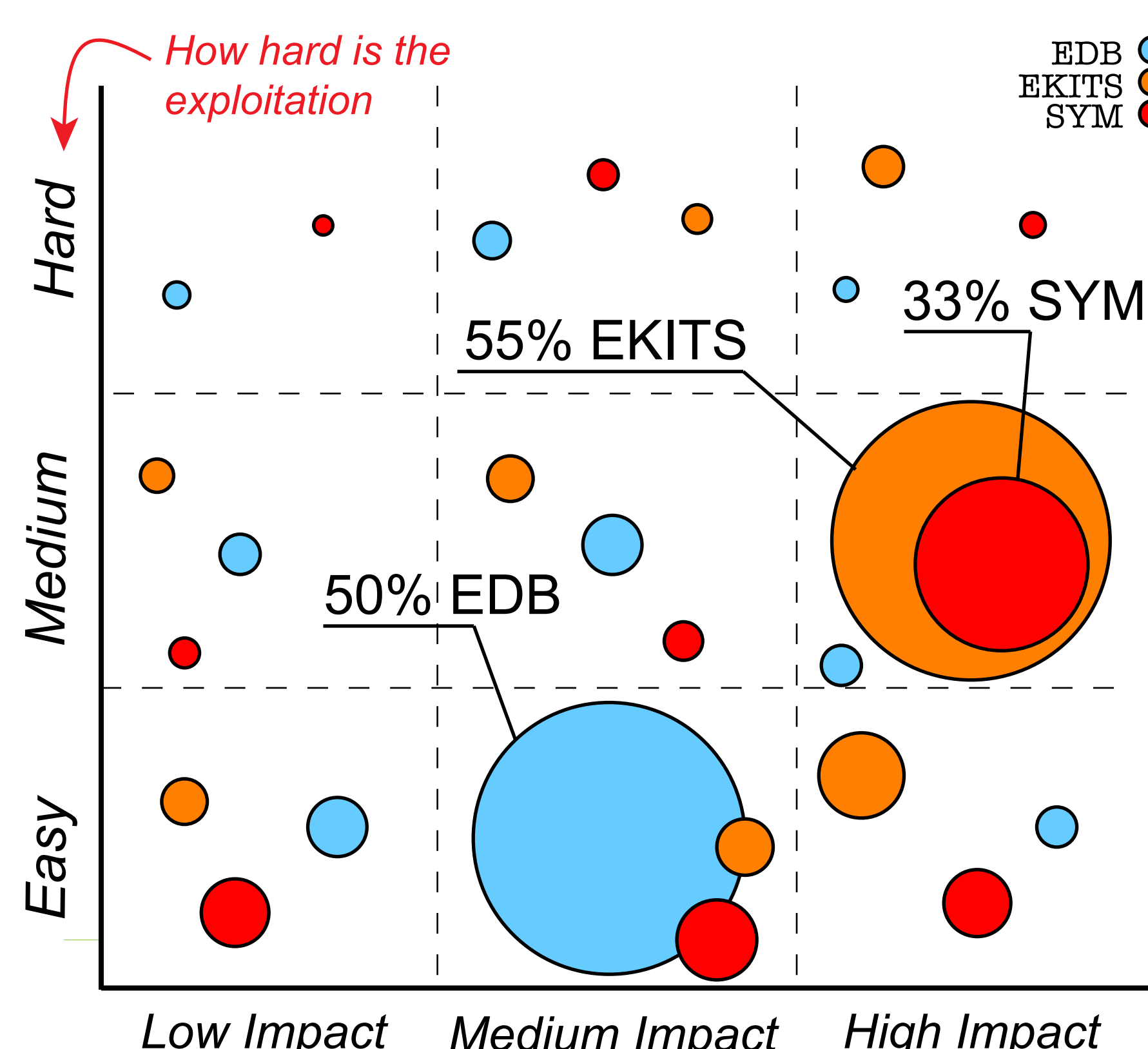


Fig. 2 Bubbleplot of vulnerability complexity vs impact
*Overlapping areas do NOT represent common vulns

Attackers look at pay-offs in vulnerability exploitation (if difficult → high impact). Security researchers seem to try to get as many “low hanging fruits” as possible by exploiting mostly easy vulnerabilities.

Conclusion 2. *Vulnerability databases can be misleading with respect to what bad guys do. Conclusions in previous studies [2], [3] should be taken with a grain of salt.*

Is CVSS a good exploit marker?

In the medical domain, the sensitivity of a test is the conditional probability of the test giving a positive result when the illness is present. Its specificity is the conditional probability of giving a negative result when there is no illness.

Sensitivity = $\Pr(v.score \geq 6 \mid v \in SYM)$
High Sensitivity = Patching is right on target
Specificity = $\Pr(v.score < 6 \mid v \notin SYM)$
High Specificity = Patching is economical

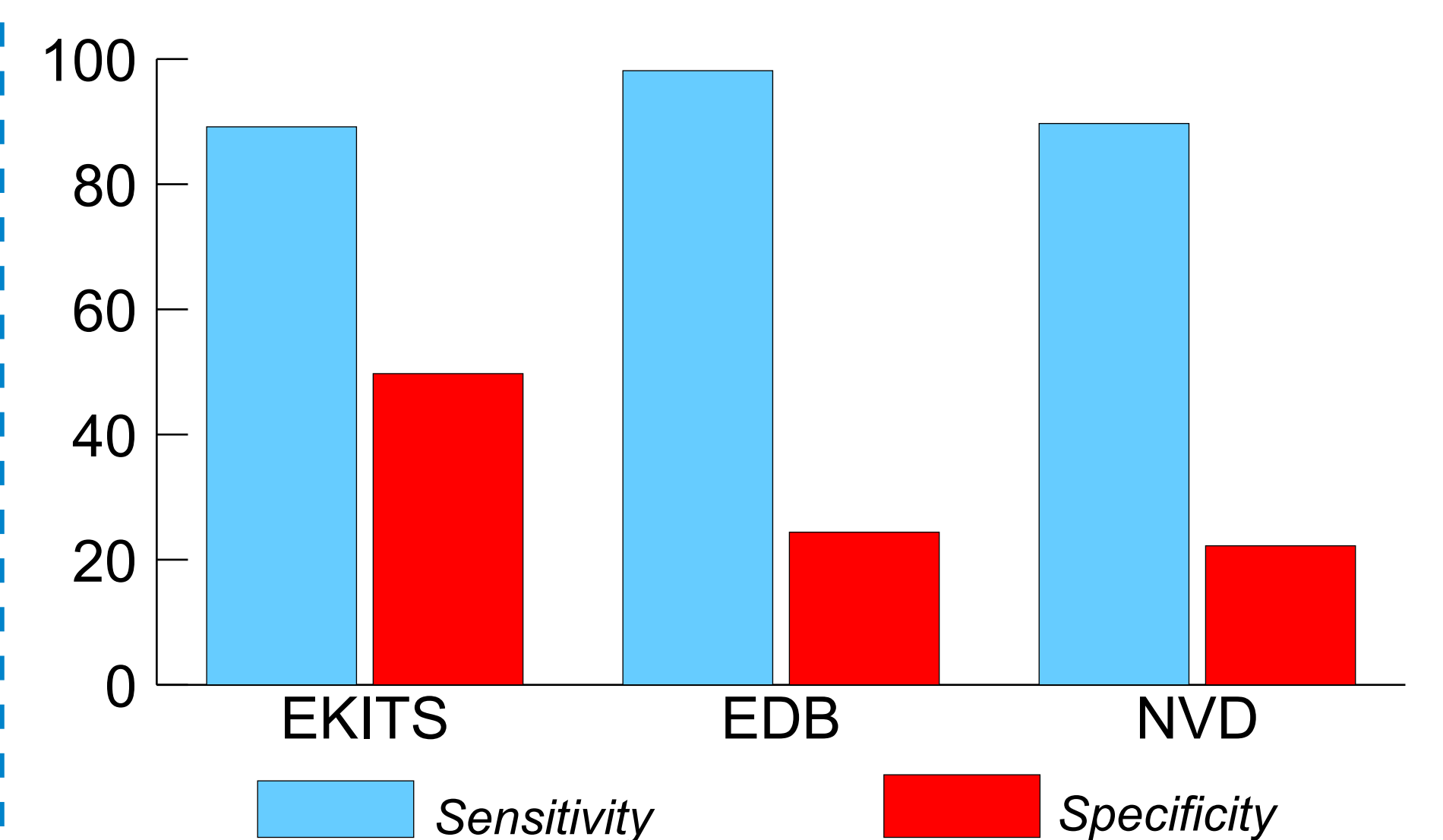


Fig. 3 Barplot of the Sensitivity and Specificity measures

Results are reported in Figure 3. The sensitivity of our samples is > 89%. On the other hand, the specificity is extremely low everywhere with a peak low in NVD and EDB at about 25%. This means that 3 times out of 4, a vulnerability or an exploit marked as HIGH risk is not going to be exploited.

Conclusion 3. *The CVSS score is not a good predictor for exploitation. Policies relying on it to build sound strategies, such as US NIST Standard for assessing Cybersecurity Risk [1], may be widely sub-optimal.*

References

- [1] S. D. Quinn, K.A. Scarfone, M. Barret, and C. S. Johnson. *Sp 800-117. guide to adopting and using the security content automation protocol (scap) version 1.0*. Technical report, 2010.
- [2] M. Shahzad, M. Z. Shafiq, and A. X. Liu. *A large scale exploratory analysis of software vulnerability life cycles*. In Proc. of ICSE'12, pages 771–781. IEEE Press, 2012.
- [3] S. Frei, M. May, U. Fiedler, and B. Plattner. *Large-scale vulnerability analysis*. In Proc. of LSAD'06, pages 131–138. ACM, 2006.
- [4] P. Mell and K. Scarfone. *A Complete Guide to the Common Vulnerability Scoring System Version 2.0*. CMU, 2007.
- [5] M. Rajab, L. Ballard, N. Jagpal, P. Mavrommatis, D. Nojiri, N. Provos, and L. Schmidt. *Trends in circumventing web-malware detection*. Technical report, Google, 2011.